




Landmark Residential Environmental Reports

# Reports comparison *made easy.*



# Residential Environmental Searches

Comprehensive due-diligence made easy



## Core Environmental Reports

	Homecheck Residential	Envirosearch Residential	RiskView Residential
Maximum Site Size	2 hectares	2 hectares	2 hectares
Turnaround Time	< 24 Hours	< 24 Hours	< 24 Hours
Remediation Contribution	£100,000	£150,000	£250,000
Contaminated Land	Professional Opinion	Professional Opinion	Professional Opinion
Ground Stability	Full Assessment	Full Assessment	Full Assessment
Radon	Full Assessment	Full Assessment	Full Assessment
Flood	Alert Assessment	Full Assessment	Professional Opinion
Climate Change		Full Assessment	Full Assessment
Coal	Alert Assessment	Alert Assessment	Full Assessment
Planning	Alert Assessment	Alert Assessment	Full Assessment
Energy and Infrastructure	Alert Assessment	Full Assessment	Full Assessment
Chancel Repair Liability			

## Ancillary Searches

Landmark Flood	Landmark Climate Change Residential	Landmark Coal Residential	Landmark CON29M Residential	Landmark Planning	Landmark Energy & Infrastructure	Landmark Chancel Residential
2 hectares	10 hectares	2 hectares	2 hectares	2 hectares	150 hectares	200 acres
< 24 Hours	< 24 Hours	< 24 Hours	< 24 Hours	< 24 Hours	< 24 Hours	< 24 Hours
N/A	N/A	N/A	N/A	N/A	N/A	N/A
Professional Opinion						
	Full Assessment					
		Full Assessment	Full Assessment			
				Full Assessment		
					Full Assessment	
						Full Assessment

All Landmark Reports are suitable for use in England, Wales and Scotland and are supported by £10 million Professional Indemnity Insurance. Details available on request. All reports are either point or polygon based. However, to ensure maximum accuracy of results, wherever possible, please order your report, providing a polygon.

©2024 Landmark Information Group Ltd.

