


Landmark Commercial Environmental Reports

# Reports comparison *made easy.*















# Commercial Environmental Searches

Comprehensive due-diligence made easy



## Core Environmental Reports

	Sitecheck Assess	Sitecheck Combined
 <b>Maximum Site Size</b>	25 hectares	50 hectares
 <b>Turnaround Time</b>	< 24 Hours	< 24 Hours
 <b>Contaminated Land</b>	Professional Opinion	Professional Opinion
 <b>Ground Stability</b>	Full Assessment	Full Assessment
 <b>Radon</b>	Full Assessment	Full Assessment
 <b>Flood</b>	Full Assessment	Professional Opinion
 <b>Climate Change</b>		Full Assessment
 <b>Coal</b>	Alert Assessment	Alert Assessment
 <b>Planning Constraints</b>	Full Assessment	Full Assessment
 <b>Planning (Applications and Strategies)</b>		
 <b>Energy and Infrastructure</b>	Full Assessment	Full Assessment
 <b>Chancel Repair Liability</b>		

## Ancillary Searches

Landmark Climate Change Commercial	Landmark Coal Commercial	Landmark CON29M Commercial	Sitecheck Planning	Landmark Chancel Commercial
500 hectares	500 acres	500 acres	150 hectares	200 acres
< 24 Hours	< 24 Hours	< 24 Hours	< 24 Hours	< 24 Hours
Full Assessment				
	Full Assessment	Full Assessment		
			Full Assessment	
			Full Assessment	
				Full Assessment

All Landmark Reports are suitable for use in England, Wales and Scotland and are supported by £10 million Professional Indemnity Insurance. Details available on request.

All reports are either point or polygon based. However, to ensure maximum accuracy of results, wherever possible, please order your report, providing a polygon.

©2025 Landmark Information Group Ltd.