


Landmark Commercial Environmental Reports

Comprehensive due-diligence *made easy.*



Landmark.
Information

Environmental
Insights
Remastered.


Commercial Environmental Searches

Comprehensive due-diligence *made easy*.








Sitecheck Assess

Professional opinion

 Contaminated Land

Full assessment

-  Flood
-  Ground Stability
-  Radon
-  Energy & Infrastructure
-  Planning Constraints

Alert Assessment

 Coal Mining








Sitecheck Combined

Professional opinion

 Contaminated Land

 Flood

Full assessment

-  Climate Change
-  Ground Stability
-  Radon
-  Energy & Infrastructure
-  Planning Constraints


Alert assessment


 Coal Mining






Landmark Coal Commercial

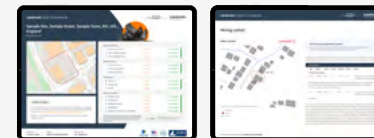
Full assessment

 Underground mining
Past, current & future

 Opencast mining
Past, current & future


Mining (Other)


-  Mine entries
-  Mining geology
-  Mine gas
-  Subsidence claims
-  Emergency surface hazard call out incidents
-  Minerals and other coal





Landmark CON29 Commercial

Full assessment

 Underground mining
Past, current & future

 Opencast mining
Past, current & future

Mining (Other)

-  Mine entries
-  Mining geology
-  Mine gas
-  Subsidence claims
-  Emergency surface hazard call out incidents



Commercial Environmental Searches





Comprehensive due-diligence *made easy*.




Landmark Climate Change Commercial

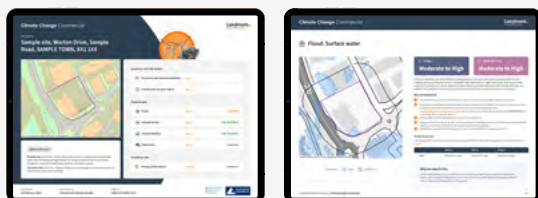
Full assessment

Physical risks

-  Flood
-  Ground stability
-  Heat Stress
-  Coastal erosion

Transitional risks

-  Energy performance

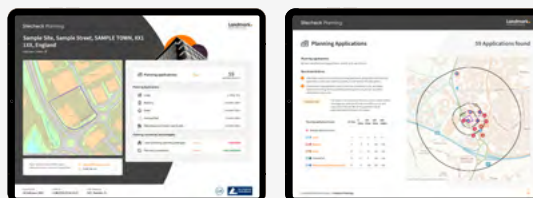


Sitecheck Planning

Full assessment

Planning applications

-  Large
-  Medium
-  Small
-  Unclassified
-  Alterations
-  Planning constraints and strategies



Landmark Chancel Commercial

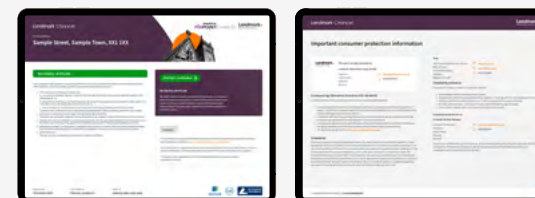
Full assessment

Historical parish data

National archives data

Neighbourhood info tithe district & enclosures records

Insurance




Is your site large, complex or do you have any development planned?●

If so, we would recommend using the Argyll SiteSolutions environmental reports. These searches provide expert led, manual assessments by environmental consultants which can consider the complexities of these types of commercial transactions

The Sitecheck Assess and Sitecheck Combined are designed for commercial sites that will continue in their current use. As they are manually assessed, the Site Solutions environmental reports can take into account any development and provide you with a professional opinion based on both your site's current and proposed use.

SiteSolutions Combined


Argyll
Environmental





Address Line 1, Address Line 2, Address Line 3, Town, County, Postcode

Report Prepared for: Sample client
Report Reference: 235775176

Client Reference: Sample
Date: 23 September 2020


**Contaminated Land**
FURTHER ACTION
Recommendations | SEE PAGE 1
[CLICK HERE](#)
Consultant Commentary | SEE PAGE 4
[CLICK HERE](#)

**Flood Risk**
PASSED
Recommendations | SEE PAGE 2
[CLICK HERE](#)
Consultant Commentary | SEE PAGE 6
[CLICK HERE](#)



Operational Compliance
NOT IDENTIFIED | SEE PAGE 1
Operations at the Site are unlikely to require a permit or present a risk.
[CLICK HERE](#)


Natural and Mining Related Hazards
IDENTIFIED | SEE PAGE 5
We have identified potential coal and ground stability issues.
[CLICK HERE](#)



Authorised by:
Keira Gurnan MSc (Hons) PIEMA AEA
t: 0330 036 6115 e: Keira.Gurnan@landmark.co.uk

Solutions Commercial

Argyll
Environmental




Address Line 1, Address Line 2, Address Line 3, Town, County, Postcode

Report Prepared for: Sample client
Report Reference: 235775176

Client Reference: Sample
Date: 23 September 2020


Contaminated Land
PASSED
Recommendations | SEE PAGE 1
[CLICK HERE](#)
Consultant Commentary | SEE PAGE 3
[CLICK HERE](#)

On-site	LOW TO MODERATE
Off-site	LOW TO MODERATE
Environmental sensitivity	MODERATE TO HIGH



Operational Compliance
NOT IDENTIFIED | SEE PAGE 1
Operations at the Site are unlikely to require a permit or present a risk.
[CLICK HERE](#)

Natural and Mining Related Hazards
IDENTIFIED | SEE PAGE 5
We have identified potential ground stability issues.
[CLICK HERE](#)



Authorised by:
Tara Scott BSc (Hons), MSc
t: 0330 036 6115 e: Tara.Scott@landmark.co.uk

If you require any assistance please contact our customer services team:

0330 036 6619 | helpdesk@landmark.co.uk | landmark.co.uk

Landmark●
Information

Environmental
Insights
Remastered.